

# GATE HARDWARE GUIDE



## SWING GATE HARDWARE

### SINGLE WIRE

#### Omega Architectural Omega Eco

<b>Standard hardware</b> .....	<b>3</b>
Hinges .....	3
Latches .....	3
Drop bar .....	4
<b>Optional hardware</b> .....	<b>5</b>
Hinges .....	5
Door closer .....	5
Latches .....	6
Drop bar .....	6

### DOUBLE WIRE

#### Elite Double Wire Evolution Double Wire

<b>Standard hardware</b> .....	<b>7</b>
Hinges .....	7
Latches .....	7
Drop bar .....	8
<b>Optional hardware</b> .....	<b>9</b>
Hinges .....	9
Door closer .....	9
Latches .....	10
Drop bar .....	10

#### Secur Double Wire

<b>Standard hardware</b> .....	<b>11</b>
Hinges .....	11
Latches .....	11
Drop bar .....	12
<b>Optional hardware</b> .....	<b>13</b>
Hinges .....	13
Door closer .....	13
Latches .....	14
Drop bar .....	14

### HIGH SECURITY

#### Omega Max Double Wire

<b>Standard hardware</b> .....	<b>15</b>
Hinges .....	15
Latches .....	15
Drop bar .....	15
<b>Optional hardware</b> .....	<b>16</b>
Hinges .....	16
Door closer .....	16
Latches .....	17

### GRATING

#### Omega 10 Omega 20

<b>Standard hardware</b> .....	<b>18</b>
Hinges .....	18
Latches .....	18
Drop bar .....	19
<b>Optional hardware</b> .....	<b>20</b>
Hinges .....	20
Door closer .....	20
Latches .....	21
Drop bar .....	21

### LOUVERS

#### Omega 80 Omega 100

<b>Standard hardware</b> .....	<b>22</b>
Hinges .....	22
Latches .....	22
Drop bar .....	22
<b>Optional hardware</b> .....	<b>23</b>
Hinges .....	23
Door closer .....	23
Latches .....	23

### ORNAMENTAL

#### Omega Classic

<b>Standard hardware</b> .....	<b>24</b>
Hinges .....	24
Latches .....	24
Drop bar .....	25
<b>Optional hardware</b> .....	<b>26</b>
Hinges .....	26
Door closer .....	26
Latches .....	27
Drop bar .....	27

### PERFORATED PANELS

#### Omega UNIK

<b>Standard hardware</b> .....	<b>28</b>
Hinges .....	28
Latches .....	28
Drop bar .....	28
<b>Optional hardware</b> .....	<b>29</b>
Hinges .....	29
Door closer .....	29
Latches .....	30

## SPECIAL HARDWARE

### Panic hardware

Panic bar .....	31
Exterior handle .....	31,32
Panic and kick plates .....	33

### Miscellaneous

Cable system & extension .....	34
Transom .....	34
Overhang .....	34

### Cantilever gate hardware

Single track .....	35
Dual track .....	35
Catcher / receiver .....	35

## ANNEXE

Single swing gate standard hardware kits .....36

Double swing gate standard hardware kits .....37

### STANDARD HARDWARE

#### HINGES



**NAME :** STANDARD HINGE KIT

**PRODUCT NUMBER :**

3" GATE POST: C-20P3KBK

4" GATE POST: C-20P4KBK

6" GATE POST: C-20P6KBK

**USES/PURPOSE :**

Heavy Duty

Gate frame : 2"x2"

Hinge gap : 2-1/4" ±1"



STANDARD PANEL HEIGHT	SINGLE GATE OPENING (MAXIMUM)		
	POST 3" x 3"	POST 4" x 4"	POST 6" x 6"
4'	11'	15'	19'
5'	9'	13'	19'
6'	8'	11'	19'
8'	7'	9'	16'

FINISH	BK* Black
	GV* Galvanized (optional)
	SP* Special color (optional)



**NAME :** WALL-MOUNTED HINGE KIT


**PRODUCT NUMBER :** C-20PWKBK

**USES/PURPOSE :**

Medium Duty

Gate frame : 2"x2"

When standard gate posts are not an option.



FINISH	BK* Black
	GV* Galvanized (optional)
	SP* Special color (optional)

#### LATCHES



**NAME :** STANDARD LATCH KIT

**PRODUCT NUMBER :**

3" GATE POST: C-20L3KBK

4" GATE POST: C-20L4KBK

6" GATE POST: C-20L6KBK

**USES/PURPOSE :**

Heavy Duty

Gate frame : 2"x2"

Square post : 3", 4", 6"

Latch gap : 2-1/4"

Single swings gate only

Gravity standard-lock system.

Can be used with a padlock

Padlock can be installed on either side.

FINISH	BK* Black
	GV* Galvanized (optional)
	SP* Special color (optional)



**NAME :** STANDARD LATCH KIT

**PRODUCT NUMBER :** C-20L2KBK

**USES/PURPOSE :**

Heavy Duty

Gate frame : 2"x2"

Latch gap : 2-1/4"

Double swings gate only

Gravity standard-lock system.

Can be used with a padlock

Can be installed on either side

Padlock can be installed on either side.

FINISH	BK* Black
	GV* Galvanized (optional)
	SP* Special color (optional)



**NAME :** WALL-MOUNTED LATCH KIT

**PRODUCT NUMBER :** C-20LWKBK

**USES/PURPOSE :**

Medium Duty

Gate frame : 2"x2"

Latch gap : 2-1/8"

Single swing gate only

Gravity standard-lock system.

Can be used with a padlock

Padlock can be installed on either side.

FINISH	BK* Black
	GV* Galvanized (optional)
	SP* Special color (optional)

### DROP BAR



**NAME :** VERTICAL SLIDE LOCK M20 KIT

**PRODUCT NUMBER :** C-20BECKBK

**USES/PURPOSE :**

Heavy duty

Gate frame : 2"x2"

Vertical lock extension: 3"

Can be used with a padlock

Single gate optional: 1 kit

Double gate standard: 1 kit

Double gate optional: 2 kits

FINISH	BK* Black
	GV* Galvanized (optional)
	SP* Special color (optional)



### OPTIONAL HARDWARE

#### HINGES



**NAME :** 3DM

**PRODUCT NUMBER :** C-LOC3DM

**USES/PURPOSE :**

Light Duty

Gate frame : 2"x2"

Square post : 3", 4", 6"

Hinge gap : 7/8" ±5/16"

Qty: 2/kit



STANDARD PANEL HEIGHT	SINGLE GATE OPENING (MAXIMUM)		
	POST 3" x 3"	POST* 4" x 4"	POST* 6" x 6"
4'	11'	14'	14'
5'	9'	13'	14'6"
6'	8'	11'	15'
8'	7'	9'	15'

\*Post for double swing gate only

**FINISH** N/A\* Stainless



**NAME :** GBMU

**PRODUCT NUMBER :** C-GBMU4D20PG

**USES/PURPOSE :**

Heavy Duty

Gate frame : 2"x2"

Square post : 3", 4", 6"

Hinge gap : 2-1/4" ±1

Qty: 2/kit



STANDARD PANEL HEIGHT	SINGLE GATE OPENING (MAXIMUM)		
	POST 3" x 3"	POST 4" x 4"	POST 6" x 6"
4'	11'	15'	19'
5'	9'	13'	19'
6'	8'	11'	19'
8'	7'	9'	16'

**FINISH** N/A\* Galvanized

#### DOOR CLOSER



**NAME :** SPRING HINGE

**PRODUCT NUMBER :** C-PENSPRING2

**USES/PURPOSE :**

Light Duty

Gate frame : 2"x2"

Square post : 3", 4", 6"

Hinge gap : 1" ±1/2"

Qty: 2/kit

The hinges are reversible. Designed for 1-1/2" or larger steel gate frame

Recommended with panic bars if doors should remain shut.



STANDARD PANEL HEIGHT	SINGLE GATE OPENING (MAXIMUM)		
	POST 3" x 3"	POST 4" x 4"	POST 6" x 6"
4'	8'6"	8'6"	8'6"
5'	8'6"	8'6"	8'6"
6'	8'	9'	9'
8'	6'	6'	6'

**FINISH** N/A\* Black

GV\* Galvanized (optional)

SP\* Special color (optional)



**NAME :** MAMMOTH 180

**PRODUCT NUMBER :** C-LOCMAMBK

**USES/PURPOSE :**

Medium Duty

Gate frame : 2"x2"

Square post : 3", 4", 6"

Hinge gap : 9/16" to 1-3/8"

Adjustable closing and latching speeds

Recommended with panic bars if doors should remain shut.



STANDARD PANEL HEIGHT	SINGLE GATE OPENING (MAXIMUM)		
	POST 3" x 3"	POST 4" x 4"	POST 6" x 6"
4'	5'	5'	5'
5'	5'	5'	5'
6'	5'	5'	5'
8'	5'	5'	5'

**FINISH** BK\* Black

SR\* Silver (std for SP gate)



**NAME :** MAMMOTH HD

**PRODUCT NUMBER :** C-LOCMAMHDBK

**USES/PURPOSE :**

Heavy Duty

Gate frame : 2"x2"

Square post : 3", 4", 6"

Hinge gap : 9/16" to 1-3/8"

Adjustable closing and latching speeds

Recommended with panic bars if doors should remain shut.




STANDARD PANEL HEIGHT	SINGLE GATE OPENING (MAXIMUM)		
	POST 3" x 3"	POST 4" x 4"	POST 6" x 6"
4'	6'6"	6'6"	6'6"
5'	6'6"	6'6"	6'6"
6'	6'6"	6'6"	6'6"
8'	6'6"	6'6"	6'6"

**FINISH** BK\* Black

SR\* Silver (std for SP gate)

### LATCHES



**NAME :** MORTISE LATCH KIT

**PRODUCT NUMBER :** C-LOCINOX

**USES/PURPOSE :**

Medium Duty

Gate frame : 2"x2"

Square post: 3", 4", 6"

Latch gap : 1-3/16"

Material : Aluminium

Single and double swing gate

Lock-box with key & receiver

Pre-installed

Cannot be installed with a panic bar on same gate

**FINISH** N/A\* Silver



**NAME :** LATCH KITS

**PRODUCT NUMBER :** C-DDLLDAB

**USES/PURPOSE :**

Medium Duty

Gate frame : 2"x2"

Square post: 3", 4", 6"

Latch gap : 5/8" to 1-1/2",  
ideal 3/4"

Single and double swing gate

Lock-box with key & receiver

**FINISH** N/A\* Black



**NAME :** MAGNETIC LATCH

**PRODUCT NUMBER :** C-LOCFTMA

**USES/PURPOSE :**

Gate frame : 2"x2"

Square post: 3", 4", 6"

Latch gap : 7/8" ±1/2"

Single swing gate

Ideal for swimming pool or height restricted gates

Recommended use with door closer

Latch access height must be greater than 60"

**FINISH** N/A\* Black

### DROP BAR



**NAME :** KEY LOCKABLE DROP BOLT

**PRODUCT NUMBER :** C-LOCKDQF

**USES/PURPOSE :**

Medium duty

Gate frame : 2"x2"

Vertical lock extension: 5-1/2"

Single gate optional: 1 kit

Double gate standard: 1 kit

Double gate optional: 2 kits

**FINISH** N/A\* Black

SR\* Silver (std for SP gate)

### STANDARD HARDWARE

#### HINGES



**NAME :** STANDARD HINGE KIT

**PRODUCT NUMBER :**

3" GATE POST: C-20P3KBK

4" GATE POST: C-20P4KBK

6" GATE POST: C-20P6KBK

**USES/PURPOSE :**

Heavy Duty

Gate frame : 2"x2"

Hinge gap : 2-1/4" ±1"



STANDARD PANEL HEIGHT	SINGLE GATE OPENING (MAXIMUM)		
	POST 3" x 3"	POST 4" x 4"	POST 6" x 6"
4'	11'	15'	19'
6'	8'	11'	19'
8'	7'	9'	16'

FINISH	BK* Black
	GV* Galvanized (optional)
	SP* Special color (optional)



**NAME :** WALL-MOUNTED HINGE KIT

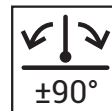
**PRODUCT NUMBER :** C-20PWKBK

**USES/PURPOSE :**

Medium Duty

Gate frame : 2"x2"

When standard gate posts are not an option.



FINISH	BK* Black
	GV* Galvanized (optional)
	SP* Special color (optional)

#### LATCHES



**NAME :** STANDARD LATCH KIT

**PRODUCT NUMBER :**

3" GATE POST: C-20L3KBK

4" GATE POST: C-20L4KBK

6" GATE POST: C-20L6KBK

**USES/PURPOSE :**

Heavy Duty

Gate frame : 2"x2"

Square post : 3", 4", 6"

Latch gap : 2-1/4"

Single swings gate only

Gravity standard-lock system.

Can be used with a padlock

Padlock can be installed on either side.

FINISH	BK* Black
	GV* Galvanized (optional)
	SP* Special color (optional)



**NAME :** STANDARD LATCH KIT

**PRODUCT NUMBER :** C-20L2KBK

**USES/PURPOSE :**

Heavy Duty

Gate frame : 2"x2"

Latch gap : 2-1/4"

Double swings gate only

Gravity standard-lock system.

Can be used with a padlock

Can be installed on either side

Padlock can be installed on either side.

FINISH	BK* Black
	GV* Galvanized (optional)
	SP* Special color (optional)



**NAME :** WALL-MOUNTED LATCH KIT

**PRODUCT NUMBER :** C-20LWKBK

**USES/PURPOSE :**

Medium Duty

Gate frame : 2"x2"

Latch gap : 2-1/8"

Single swing gate only

Gravity standard-lock system.

Can be used with a padlock

Padlock can be installed on either side.

FINISH	BK* Black
	GV* Galvanized (optional)
	SP* Special color (optional)

### DROP BAR



**NAME :** VERTICAL SLIDE LOCK M20 KIT

**PRODUCT NUMBER :** C-20BECKBK

**USES/PURPOSE :**

Heavy duty

Gate frame : 2"x2"

Vertical lock extension: 3"

Can be used with a padlock

Single gate optional: 1 kit

Double gate standard: 1 kit

Double gate optional: 2 kits

FINISH	BK* Black
	GV* Galvanized (optional)
	SP* Special color (optional)



### OPTIONAL HARDWARE

#### HINGES



**NAME :** 3DM  
**PRODUCT NUMBER :** C-LOC3DM

**USES/PURPOSE :**

Light Duty  
Gate frame : 2"x2"  
Square post : 3", 4", 6"  
Hinge gap : 7/8" ±5/16"  
Qty: 2/kit



STANDARD PANEL HEIGHT	SINGLE GATE OPENING (MAXIMUM)		
	POST 3" x 3"	POST* 4" x 4"	POST* 6" x 6"
4'	11'	14'	14'
6'	8'	11'	15'
8'	7'	9'	15'

\*Post for double swing gate only

**FINISH** N/A\* Stainless



**NAME :** GBMU  
**PRODUCT NUMBER :** C-GBMU4D20PG

**USES/PURPOSE :**

Heavy Duty  
Gate frame : 2"x2"  
Square post : 3", 4", 6"  
Hinge gap : 2-1/4" ±1  
Qty: 2/kit



STANDARD PANEL HEIGHT	SINGLE GATE OPENING (MAXIMUM)		
	POST 3" x 3"	POST 4" x 4"	POST 6" x 6"
4'	11'	15'	19'
6'	8'	11'	19'
8'	7'	9'	16'

**FINISH** N/A\* Galvanized

#### DOOR CLOSER



**NAME :** SPRING HINGE  
**PRODUCT NUMBER :** C-PENSPRING2

**USES/PURPOSE :**

Light Duty  
Gate frame : 2"x2"  
Square post : 3", 4", 6"  
Hinge gap : 1" ±1/2"  
Qty: 2/kit  
The hinges are reversible. Designed for 1-1/2" or larger steel gate frame  
Recommended with panic bars if doors should remain shut.



STANDARD PANEL HEIGHT	SINGLE GATE OPENING (MAXIMUM)		
	POST 3" x 3"	POST 4" x 4"	POST 6" x 6"
4'	8'6"	8'6"	8'6"
6'	8'	9'	9'
8'	6'	6'	6'

**FINISH** N/A\* Black  
GV\* Galvanized (optional)  
SP\* Special color (optional)



**NAME :** MAMMOTH 180  
**PRODUCT NUMBER :** C-LOCMAMBK

**USES/PURPOSE :**

Medium Duty  
Gate frame : 2"x2"  
Square post : 3", 4", 6"  
Hinge gap : 9/16" to 1-3/8"  
Adjustable closing and latching speeds  
Recommended with panic bars if doors should remain shut.



STANDARD PANEL HEIGHT	SINGLE GATE OPENING (MAXIMUM)		
	POST 3" x 3"	POST 4" x 4"	POST 6" x 6"
4'	5'	5'	5'
6'	5'	5'	5'
8'	5'	5'	5'

**FINISH** BK\* Black  
SR\* Silver (std for SP gate)



**NAME :** MAMMOTH HD  
**PRODUCT NUMBER :** C-LOCMAMHDBK

**USES/PURPOSE :**


Heavy Duty  
Gate frame : 2"x2"  
Square post : 3", 4", 6"  
Hinge gap : 9/16" to 1-3/8"  
Adjustable closing and latching speeds  
Recommended with panic bars if doors should remain shut.



STANDARD PANEL HEIGHT	SINGLE GATE OPENING (MAXIMUM)		
	POST 3" x 3"	POST 4" x 4"	POST 6" x 6"
4'	6'6"	6'6"	6'6"
6'	6'6"	6'6"	6'6"
8'	6'6"	6'6"	6'6"

**FINISH** BK\* Black  
SR\* Silver (std for SP gate)

### LATCHES



**NAME :** MORTISE LATCH KIT

**PRODUCT NUMBER :** C-LOCINOX

**USES/PURPOSE :**

Medium Duty

Gate frame : 2"x2"

Square post: 3", 4", 6"

Latch gap : 1-3/16"

Material : Aluminium

Single and double swing gate

Lock-box with key & receiver

Pre-installed

Cannot be installed with a panic bar on same gate

**FINISH** N/A\* Silver



**NAME :** LATCH KITS

**PRODUCT NUMBER :** C-DDLLDAB

**USES/PURPOSE :**

Medium Duty

Gate frame : 2"x2"

Square post: 3", 4", 6"

Latch gap : 5/8" to 1-1/2",  
ideal 3/4"

Single and double swing gate

Lock-box with key & receiver

**FINISH** N/A\* Black



**NAME :** MAGNETIC LATCH

**PRODUCT NUMBER :** C-LOCFTMA

**USES/PURPOSE :**

Gate frame : 2"x2"

Square post: 3", 4", 6"

Latch gap : 7/8" ±1/2"

Single swing gate

Ideal for swimming pool or height restricted gates

Recommended use with door closer

Latch access height must be greater than 60"

**FINISH** N/A\* Black

### DROP BAR



**NAME :** KEY LOCKABLE DROP BOLT

**PRODUCT NUMBER :** C-LOCKDQF

**USES/PURPOSE :**

Medium duty

Gate frame : 2"x2"

Vertical lock extension: 5-1/2"

Single gate optional: 1 kit

Double gate standard: 1 kit

Double gate optional: 2 kits

**FINISH** N/A\* Black

SR\* Silver (std for SP gate)

### STANDARD HARDWARE

#### HINGES



**NAME :** STANDARD HINGE KIT

**PRODUCT NUMBER :**

3" GATE POST: C-20P3KBK

4" GATE POST: C-20P4KBK

6" GATE POST: C-20P6KBK

**USES/PURPOSE :**

Heavy Duty

Gate frame : 2"x2"

Hinge gap : 2-1/4" ±1"



STANDARD PANEL HEIGHT	SINGLE GATE OPENING (MAXIMUM)		
	POST 3" x 3"	POST 4" x 4"	POST 6" x 6"
4'	9'	13'	19'
6'	8'	10'	17'
8'	6'	8'	14'

FINISH	BK* Black
	GV* Galvanized (optional)
	SP* Special color (optional)



**NAME :** WALL-MOUNTED HINGE KIT

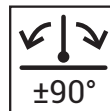

**PRODUCT NUMBER :** C-20PWKBK

**USES/PURPOSE :**

Medium Duty

Gate frame : 2"x2"

When standard gate posts are not an option.



FINISH	BK* Black
	GV* Galvanized (optional)
	SP* Special color (optional)

#### LATCHES



**NAME :** STANDARD LATCH KIT

**PRODUCT NUMBER :**

3" GATE POST: C-20L3KBK

4" GATE POST: C-20L4KBK

6" GATE POST: C-20L6KBK

**USES/PURPOSE :**

Heavy Duty

Gate frame : 2"x2"

Square post : 3", 4", 6"

Latch gap : 2-1/4"

Single swings gate only

Gravity standard-lock system.

Can be used with a padlock

Padlock can be installed on either side.

FINISH	BK* Black
	GV* Galvanized (optional)
	SP* Special color (optional)



**NAME :** STANDARD LATCH KIT

**PRODUCT NUMBER :** C-20L2KBK

**USES/PURPOSE :**

Heavy Duty

Gate frame : 2"x2"

Latch gap : 2-1/4"

Double swings gate only

Gravity standard-lock system.

Can be used with a padlock

Can be installed on either side

Padlock can be installed on either side.

FINISH	BK* Black
	GV* Galvanized (optional)
	SP* Special color (optional)



**NAME :** WALL-MOUNTED LATCH KIT

**PRODUCT NUMBER :** C-20LWKBK

**USES/PURPOSE :**

Medium Duty

Gate frame : 2"x2"

Latch gap : 2-1/8"

Single swing gate only

Gravity standard-lock system.

Can be used with a padlock

Padlock can be installed on either side.

FINISH	BK* Black
	GV* Galvanized (optional)
	SP* Special color (optional)

### DROP BAR



**NAME :** VERTICAL SLIDE LOCK M20 KIT

**PRODUCT NUMBER :** C-20BECKBK

**USES/PURPOSE :**

Heavy duty

Gate frame : 2"x2"

Vertical lock extension: 3"

Can be used with a padlock

Single gate optional: 1 kit

Double gate standard: 1 kit

Double gate optional: 2 kits

FINISH	BK* Black
	GV* Galvanized (optional)
	SP* Special color (optional)

### OPTIONAL HARDWARE

#### HINGES



**NAME :** 3DM  
**PRODUCT NUMBER :** C-LOC3DM

**USES/PURPOSE :**

Light Duty  
Gate frame : 2"x2"  
Square post : 3", 4", 6"  
Hinge gap : 7/8" ±5/16"  
Qty: 2/kit



STANDARD PANEL HEIGHT	SINGLE GATE OPENING (MAXIMUM)		
	POST 3" x 3"	POST 4" x 4"	POST 6" x 6"
4'	9'	11'6"	11'6"
6'	8'	10'	12'6"
8'	6'	8'	12'

**FINISH** N/A\* Stainless



**NAME :** GBMU  
**PRODUCT NUMBER :** C-GBMU4D20PG

**USES/PURPOSE :**

Heavy Duty  
Gate frame : 2"x2"  
Square post : 3", 4", 6"  
Hinge gap : 2-1/4" ±1  
Qty: 2/kit



STANDARD PANEL HEIGHT	SINGLE GATE OPENING (MAXIMUM)		
	POST 3" x 3"	POST 4" x 4"	POST 6" x 6"
4'	9'	13'	19'
6'	8'	10'	17'
8'	6'	8'	14'

**FINISH** N/A\* Galvanized

#### DOOR CLOSER



**NAME :** SPRING HINGE  
**PRODUCT NUMBER :** C-PENSPRING2

**USES/PURPOSE :**

Light Duty  
Gate frame : 2"x2"  
Square post : 3", 4", 6"  
Hinge gap : 1" ±1/2"  
Qty: 2/kit  
The hinges are reversible. Designed for 1-1/2" or larger steel gate frame  
Recommended with panic bars if doors should remain shut.



STANDARD PANEL HEIGHT	SINGLE GATE OPENING (MAXIMUM)		
	POST 3" x 3"	POST 4" x 4"	POST 6" x 6"
4'	7'	7'	7'
6'	6'	6'	6'
8'	4'	4'	4'


**FINISH** N/A\* Black  
GV\* Galvanized (optional)  
SP\* Special color (optional)



**NAME :** MAMMOTH 180  
**PRODUCT NUMBER :** C-LOCMAMBK

**USES/PURPOSE :**

Medium Duty  
Gate frame : 2"x2"  
Square post : 3", 4", 6"  
Hinge gap : 9/16" to 1-3/8"  
Adjustable closing and latching speeds  
Recommended with panic bars if doors should remain shut.



STANDARD PANEL HEIGHT	SINGLE GATE OPENING (MAXIMUM)		
	POST 3" x 3"	POST 4" x 4"	POST 6" x 6"
4'	5'	5'	5'
6'	5'	5'	5'
8'	5'	5'	5'

**FINISH** BK\* Black  
SR\* Silver (std for SP gate)



**NAME :** MAMMOTH HD  
**PRODUCT NUMBER :** C-LOCMAMHDBK

**USES/PURPOSE :**


Heavy Duty  
Gate frame : 2"x2"  
Square post : 3", 4", 6"  
Hinge gap : 9/16" to 1-3/8"  
Adjustable closing and latching speeds  
Recommended with panic bars if doors should remain shut.



STANDARD PANEL HEIGHT	SINGLE GATE OPENING (MAXIMUM)		
	POST 3" x 3"	POST 4" x 4"	POST 6" x 6"
4'	6'6"	6'6"	6'6"
6'	6'6"	6'6"	6'6"
8'	6'	6'6"	6'6"

**FINISH** BK\* Black  
SR\* Silver (std for SP gate)

### LATCHES



**NAME :** MORTISE LATCH KIT

**PRODUCT NUMBER :** C-LOCINOX

**USES/PURPOSE :**

Medium Duty

Gate frame : 2"x2"

Square post: 3", 4", 6"

Latch gap : 1-3/16"

Material : Aluminium

Single and double swing gate

Lock-box with key & receiver

Pre-installed

Cannot be installed with a panic bar on same gate

**FINISH** N/A\* Silver



**NAME :** LATCH KITS

**PRODUCT NUMBER :** C-DDLLDAB

**USES/PURPOSE :**

Medium Duty

Gate frame : 2"x2"

Square post: 3", 4", 6"

Latch gap : 5/8" to 1-1/2",  
ideal 3/4"

Single and double swing gate

Lock-box with key & receiver

**FINISH** N/A\* Black



**NAME :** MAGNETIC LATCH

**PRODUCT NUMBER :** C-LOCFTMA

**USES/PURPOSE :**

Gate frame : 2"x2"

Square post: 3", 4", 6"

Latch gap : 7/8" ±1/2"

Single swing gate

Ideal for swimming pool or height restricted gates

Recommended use with door closer

Latch access height must be greater than 60"

**FINISH** N/A\* Black

### DROP BAR



**NAME :** KEY LOCKABLE DROP BOLT

**PRODUCT NUMBER :** C-LOCKDQF

**USES/PURPOSE :**

Medium duty

Gate frame : 2"x2"

Vertical lock extension: 5-1/2"

Single gate optional: 1 kit

Double gate standard: 1 kit

Double gate optional: 2 kits

**FINISH** N/A\* Black

SR\* Silver (std for SP gate)



### STANDARD HARDWARE

#### HINGES



**NAME :** 3DM

**PRODUCT NUMBER :** C-LOC3DM

**USES/PURPOSE :**

Light Duty, standard use for double gate  
Gate frame : 2"x2"  
Square post : 3", 4", 6"  
Hinge gap : 7/8" ±5/16"  
Qty: 2/kit



STANDARD PANEL HEIGHT	DOUBLE GATE OPENING (MAXIMUM)	
	POST 4" x 4"	POST 6" x 6"
4'	23'	23'
6'	20'	25'
8'	16'	24'
10'	14'	21'

**FINISH** N/A\* Stainless



**NAME :** GBMU

**PRODUCT NUMBER :** C-GBMU4D20PG

**USES/PURPOSE :**

Heavy Duty, standard use for single gate  
Gate frame : 2"x2"  
Square post : 3", 4", 6"  
Hinge gap : 2-1/4" ±1  
Qty: 2/kit



STANDARD PANEL HEIGHT	SINGLE GATE OPENING (MAXIMUM)	
	POST 4" x 4"	POST 6" x 6"
4'	13'	19'
6'	10'	17'
8'	8'	14'
10'	7'	12'

**FINISH** N/A\* Galvanized

#### LATCHES



**NAME :** LATCH KITS

**PRODUCT NUMBER :** C-DDLLDAB

**USES/PURPOSE :**

Medium Duty  
Gate frame : 2"x2"  
Square post: 3", 4", 6"  
Latch gap : 5/8" to 1-1/2",  
ideal 3/4"

Single and double swing gate  
Lock-box with key & receiver

**FINISH** N/A\* Black

#### DROP BAR



**NAME :** KEY LOCKABLE DROP BOLT

**PRODUCT NUMBER :** C-LOCKDQF

**USES/PURPOSE :**

Medium duty  
Gate frame : 2"x2"  
Vertical lock extension: 5-1/2"  
Single gate optional: 1 kit  
Double gate standard: 1 kit  
Double gate optional: 2 kits

**FINISH** N/A\* Black  
SR\* Silver (std for SP gate)

### OPTIONAL HARDWARE

#### HINGES



**NAME :** GBMU

**PRODUCT NUMBER :** C-GBMU4D20PG

**USES/PURPOSE :**

Heavy Duty, optional use for double gate

Gate frame : 2"x2"

Square post : 3", 4", 6"

Hinge gap : 2-1/4" ±1

Qty: 2/kit



STANDARD PANEL HEIGHT	DOUBLE GATE OPENING (MAXIMUM)	
	POST 4" x 4"	POST 6" x 6"
4'	26'	38'
6'	20'	34'
8'	16'	28'
10'	14'	24'

**FINISH** N/A\* Galvanized

#### DOOR CLOSER



**NAME :** SPRING HINGE

**PRODUCT NUMBER :** C-PENSPRING2

**USES/PURPOSE :**

Light Duty

Gate frame : 2"x2"

Square post : 3", 4", 6"

Hinge gap : 1" ±1/2"

Qty: 2/kit

The hinges are reversible. Designed for 1-1/2" or larger steel gate frame

Recommended with panic bars if doors should remain shut.



STANDARD PANEL HEIGHT	SINGLE GATE OPENING (MAXIMUM)	
	POST 4" x 4"	POST 6" x 6"
4'	7'	7'
6'	6'	6'
8'	4'	4'
10'	3'	3'

**FINISH** N/A\* Black

GV\* Galvanized (optional)

SP\* Special color (optional)



**NAME :** MAMMOTH 180

**PRODUCT NUMBER :** C-LOCMAMBK

**USES/PURPOSE :**

Medium Duty

Gate frame : 2"x2"

Square post : 3", 4", 6"

Hinge gap : 9/16" to 1-3/8"

Adjustable closing and latching speeds

Recommended with panic bars if doors should remain shut.



STANDARD PANEL HEIGHT	SINGLE GATE OPENING (MAXIMUM)	
	POST 4" x 4"	POST 6" x 6"
4'	5'	5'
6'	5'	5'
8'	5'	5'
10'	5'	5'

**FINISH** BK\* Black

SR\* Silver (std for SP gate)



**NAME :** MAMMOTH HD

**PRODUCT NUMBER :** C-LOCMAMHDBK

**USES/PURPOSE :**

Heavy Duty

Gate frame : 2"x2"

Square post : 3", 4", 6"

Hinge gap : 9/16" to 1-3/8"

Adjustable closing and latching speeds

Recommended with panic bars if doors should remain shut.



STANDARD PANEL HEIGHT	SINGLE GATE OPENING (MAXIMUM)	
	POST 4" x 4"	POST 6" x 6"
4'	6'6"	6'6"
6'	6'6"	6'6"
8'	6'6"	6'6"
10'	6'6"	6'6"

**FINISH** BK\* Black

SR\* Silver (std for SP gate)

### LATCHES



**NAME :** MORTISE LATCH KIT

**PRODUCT NUMBER :** C-LOCINOX

**USES/PURPOSE :**

Medium Duty

Gate frame : 2"x2"

Square post: 3", 4", 6"

Latch gap : 1-3/16"

Material : Aluminium

Single and double swing gate

Lock-box with key & receiver

Pre-installed

Cannot be installed with a panic bar on same gate

**FINISH** N/A\* Silver



**NAME :** MAGNETIC LATCH

**PRODUCT NUMBER :** C-LOCFTMA

**USES/PURPOSE :**

Gate frame : 2"x2"

Square post: 3", 4", 6"

Latch gap : 7/8" ±1/2"

Single swing gate

Ideal for swimming pool or height restricted gates

Recommended use with door closer

Latch access height must be greater than 60"

**FINISH** N/A\* Black

## STANDARD HARDWARE

### HINGES



**NAME :** STANDARD HINGE KIT

**PRODUCT NUMBER :**

3" GATE POST: C-20P3KBK

4" GATE POST: C-20P4KBK

6" GATE POST: C-20P6KBK

**USES/PURPOSE :**

Heavy Duty

Gate frame : 2"x2"

Hinge gap : 2-1/4" ±1"



STANDARD PANEL HEIGHT	SINGLE GATE OPENING (MAXIMUM)		
	POST 3" x 3"	POST 4" x 4"	POST 6" x 6"
4'	9'	13'	19'
6'6"	6'6"	9'6"	16'
8'	6'	8'	14'

FINISH	BK* Black
	GV* Galvanized (optional)
	SP* Special color (optional)



**NAME :** WALL-MOUNTED HINGE KIT


**PRODUCT NUMBER :** C-20PWKBK

**USES/PURPOSE :**

Medium Duty

Gate frame : 2"x2"

When standard gate posts are not an option.



FINISH	BK* Black
	GV* Galvanized (optional)
	SP* Special color (optional)

### LATCHES



**NAME :** STANDARD LATCH KIT

**PRODUCT NUMBER :**

3" GATE POST: C-20L3KBK

4" GATE POST: C-20L4KBK

6" GATE POST: C-20L6KBK

**USES/PURPOSE :**

Heavy Duty

Gate frame : 2"x2"

Square post : 3", 4", 6"

Latch gap : 2-1/4"

Single swings gate only

Gravity standard-lock system.

Can be used with a padlock

Padlock can be installed on either side.

FINISH	BK* Black
	GV* Galvanized (optional)
	SP* Special color (optional)



**NAME :** STANDARD LATCH KIT

**PRODUCT NUMBER :** C-20L2KBK

**USES/PURPOSE :**

Heavy Duty

Gate frame : 2"x2"

Latch gap : 2-1/4"

Double swings gate only

Gravity standard-lock system.

Can be used with a padlock

Can be installed on either side

Padlock can be installed on either side.

FINISH	BK* Black
	GV* Galvanized (optional)
	SP* Special color (optional)



**NAME :** WALL-MOUNTED LATCH KIT

**PRODUCT NUMBER :** C-20LWKBK

**USES/PURPOSE :**

Medium Duty

Gate frame : 2"x2"

Latch gap : 2-1/8"

Single swing gate only

Gravity standard-lock system.

Can be used with a padlock

Padlock can be installed on either side.

FINISH	BK* Black
	GV* Galvanized (optional)
	SP* Special color (optional)

### DROP BAR



**NAME :** VERTICAL SLIDE LOCK M20 KIT

**PRODUCT NUMBER :** C-20BECKBK

**USES/PURPOSE :**

Heavy duty

Gate frame : 2"x2"

Vertical lock extension: 3"

Can be used with a padlock

Single gate optional: 1 kit

Double gate standard: 1 kit

Double gate optional: 2 kits

FINISH	BK* Black
	GV* Galvanized (optional)
	SP* Special color (optional)

## OPTIONAL HARDWARE

### HINGES



**NAME :** 3DM  
**PRODUCT NUMBER :** C-LOC3DM

**USES/PURPOSE :**

Light Duty  
Gate frame : 2"x2"  
Square post : 3", 4", 6"  
Hinge gap : 7/8" ±5/16"  
Qty: 2/kit



STANDARD PANEL HEIGHT	SINGLE GATE OPENING (MAXIMUM)		
	POST 3" x 3"	POST* 4" x 4"	POST* 6" x 6"
4'	9'	11'6"	11'6"
6'6"	6'6"	9'6"	12'
8'	6'	8'	12'

\*Post for double swing gate only

**FINISH** N/A\* Stainless



**NAME :** GBMU  
**PRODUCT NUMBER :** C-GBMU4D20PG

**USES/PURPOSE :**

Heavy Duty  
Gate frame : 2"x2"  
Square post : 3", 4", 6"  
Hinge gap : 2-1/4" ±1  
Qty: 2/kit



STANDARD PANEL HEIGHT	SINGLE GATE OPENING (MAXIMUM)		
	POST 3" x 3"	POST 4" x 4"	POST 6" x 6"
4'	9'	13'	19'
6'6"	6'6"	9'6"	16'
8'	6'	8'	14'

**FINISH** N/A\* Galvanized

### DOOR CLOSER



**NAME :** SPRING HINGE  
**PRODUCT NUMBER :** C-PENSPRING2

**USES/PURPOSE :**

Light Duty  
Gate frame : 2"x2"  
Square post : 3", 4", 6"  
Hinge gap : 1" ±1/2"  
Qty: 2/kit  
The hinges are reversible. Designed for 1-1/2" or larger steel gate frame  
Recommended with panic bars if doors should remain shut.



STANDARD PANEL HEIGHT	SINGLE GATE OPENING (MAXIMUM)		
	POST 3" x 3"	POST 4" x 4"	POST 6" x 6"
4'	7'	7'	7'
6'6"	5'	5'	5'
8'	4'	4'	4'

**FINISH** N/A\* Black  
GV\* Galvanized (optional)  
SP\* Special color (optional)



**NAME :** MAMMOTH 180  
**PRODUCT NUMBER :** C-LOCMAMBK

**USES/PURPOSE :**

Medium Duty  
Gate frame : 2"x2"  
Square post : 3", 4", 6"  
Hinge gap : 9/16" to 1-3/8"  
Adjustable closing and latching speeds  
Recommended with panic bars if doors should remain shut.



STANDARD PANEL HEIGHT	SINGLE GATE OPENING (MAXIMUM)		
	POST 3" x 3"	POST 4" x 4"	POST 6" x 6"
4'	5'	5'	5'
6'6"	5'	5'	5'
8'	5'	5'	5'

**FINISH** BK\* Black  
SR\* Silver (std for SP gate)



**NAME :** MAMMOTH HD  
**PRODUCT NUMBER :** C-LOCMAMHDBK

**USES/PURPOSE :**

Heavy Duty  
Gate frame : 2"x2"  
Square post : 3", 4", 6"  
Hinge gap : 9/16" to 1-3/8"  
Adjustable closing and latching speeds  
Recommended with panic bars if doors should remain shut.




STANDARD PANEL HEIGHT	SINGLE GATE OPENING (MAXIMUM)		
	POST 3" x 3"	POST 4" x 4"	POST 6" x 6"
4'	6'6"	6'6"	6'6"
6'6"	6'6"	6'6"	6'6"
8'	6'	6'6"	6'6"

**FINISH** BK\* Black  
SR\* Silver (std for SP gate)



### LATCHES



**NAME :** MORTISE LATCH KIT

**PRODUCT NUMBER :** C-LOCINOX

**USES/PURPOSE :**

Medium Duty

Gate frame : 2"x2"

Square post: 3", 4", 6"

Latch gap : 1-3/16"

Material : Aluminium

Single and double swing gate

Lock-box with key & receiver

Pre-installed

Cannot be installed with a panic bar on same gate

**FINISH** N/A\* Silver



**NAME :** LATCH KITS

**PRODUCT NUMBER :** C-DDLLDAB

**USES/PURPOSE :**

Medium Duty

Gate frame : 2"x2"

Square post: 3", 4", 6"

Latch gap : 5/8" to 1-1/2",  
ideal 3/4"

Single and double swing gate

Lock-box with key & receiver

**FINISH** N/A\* Black



**NAME :** MAGNETIC LATCH

**PRODUCT NUMBER :** C-LOCFTMA

**USES/PURPOSE :**

Gate frame : 2"x2"

Square post: 3", 4", 6"

Latch gap : 7/8" ±1/2"

Single swing gate

Ideal for swimming pool or height restricted gates

Recommended use with door closer

Latch access height must be greater than 60"

**FINISH** N/A\* Black

### DROP BAR



**NAME :** KEY LOCKABLE DROP BOLT

**PRODUCT NUMBER :** C-LOCKDQF

**USES/PURPOSE :**

Medium duty

Gate frame : 2"x2"

Vertical lock extension: 5-1/2"

Single gate optional: 1 kit

Double gate standard: 1 kit

Double gate optional: 2 kits

**FINISH** N/A\* Black

SR\* Silver (std for SP gate)

## STANDARD HARDWARE

### HINGES



**NAME :** 3DM  
**PRODUCT NUMBER :** C-LOC3DM

**USES/PURPOSE :**

Light Duty  
Gate frame : 2"x2"  
Square post : 3", 4", 6"  
Hinge gap : 7/8" ±5/16"  
Qty: 2/kit



STANDARD PANEL HEIGHT	SINGLE GATE OPENING (MAXIMUM)		
	POST 3" x 3"	POST* 4" x 4"	POST* 6" x 6"
6'6"	5'6"	6'	6'

\*Post for double swing gate only

**FINISH** N/A\* Stainless



**NAME :** GBMU  
**PRODUCT NUMBER :** C-GBMU4D20PG

**USES/PURPOSE :**

Heavy Duty  
Gate frame : 2"x2"  
Square post : 3", 4", 6"  
Hinge gap : 2-1/4" ±1  
Qty: 2/kit



STANDARD PANEL HEIGHT	SINGLE GATE OPENING (MAXIMUM)		
	POST 3" x 3"	POST 4" x 4"	POST 6" x 6"
6'6"	5'6"	7'	13'

**FINISH** N/A\* Galvanized

### LATCHES



**NAME :** LATCH KITS  
**PRODUCT NUMBER :** C-DDLLDAB

**USES/PURPOSE :**

Medium Duty  
Gate frame : 2"x2"  
Square post: 3", 4", 6"  
Latch gap : 5/8" to 1-1/2",  
ideal 3/4"

**FINISH** N/A\* Black

Single and double swing gate  
Lock-box with key & receiver

### DROP BAR



**NAME :** KEY LOCKABLE DROP BOLT  
**PRODUCT NUMBER :** C-LOCKDQF

**USES/PURPOSE :**

Medium duty  
Gate frame : 2"x2"  
Vertical lock extension: 5-1/2"  
Single gate optional: 1 kit  
Double gate standard: 1 kit  
Double gate optional: 2 kits

**FINISH** N/A\* Black  
SR\* Silver (std for SP gate)

## OPTIONAL HARDWARE

### HINGES



**NAME :** GBMU

**PRODUCT NUMBER :** C-GBMU4D20PG

**USES/PURPOSE :**

Heavy Duty , optional use for double gate  
Gate frame : 2"x2"  
Square post : 3", 4", 6"  
Hinge gap : 2-1/4" ±1  
Qty: 2/kit



STANDARD PANEL HEIGHT	DOUBLE GATE OPENING (MAXIMUM)		
	POST 3" x 3"	POST 4" x 4"	POST 6" x 6"
6'6"	11'	14'	26'

**FINISH** N/A\* Galvanized

### DOOR CLOSER



**NAME :** SPRING HINGE

**PRODUCT NUMBER :** C-PENSPRING2

**USES/PURPOSE :**

Light Duty  
Gate frame : 2"x2"  
Square post : 3", 4", 6"  
Hinge gap : 1" ±1/2"  
Qty: 2/kit

The hinges are reversible. Designed for 1-1/2" or larger steel gate frame  
Recommended with panic bars if doors should remain shut.



STANDARD PANEL HEIGHT	SINGLE GATE OPENING (MAXIMUM)		
	POST 3" x 3"	POST 4" x 4"	POST 6" x 6"
6'6"	3'	3'	3'

**FINISH** N/A\* Black  
GV\* Galvanized (optional)  
SP\* Special color (optional)



**NAME :** MAMMOTH 180

**PRODUCT NUMBER :** C-LOCMAMBK

**USES/PURPOSE :**

Medium Duty  
Gate frame : 2"x2"  
Square post : 3", 4", 6"  
Hinge gap : 9/16" to 1-3/8"  
Adjustable closing and latching speeds  
Recommended with panic bars if doors should remain shut.



STANDARD PANEL HEIGHT	SINGLE GATE OPENING (MAXIMUM)		
	POST 3" x 3"	POST 4" x 4"	POST 6" x 6"
6'6"	5'	5'	5'

**FINISH** BK\* Black  
SR\* Silver (std for SP gate)



**NAME :** MAMMOTH HD

**PRODUCT NUMBER :** C-LOCMAMHDBK

**USES/PURPOSE :**

Heavy Duty  
Gate frame : 2"x2"  
Square post : 3", 4", 6"  
Hinge gap : 9/16" to 1-3/8"  
Adjustable closing and latching speeds  
Recommended with panic bars if doors should remain shut.



STANDARD PANEL HEIGHT	SINGLE GATE OPENING (MAXIMUM)		
	POST 3" x 3"	POST 4" x 4"	POST 6" x 6"
6'6"	5'6"	6'6"	6'6"

**FINISH** BK\* Black  
SR\* Silver (std for SP gate)

### LATCHES



**NAME :** MAGNETIC LATCH

**PRODUCT NUMBER :** C-LOCFTMA

**USES/PURPOSE :**

Gate frame : 2"x2"  
Square post : 3", 4", 6"  
Latch gap : 7/8" ±1/2"

Single swing gate  
Ideal for swimming pool or height restricted gates  
Recommended use with door closer  
Latch access height must be greater than 60"

**FINISH** N/A\* Black

### STANDARD HARDWARE

#### HINGES



**NAME :** STANDARD HINGE KIT

**PRODUCT NUMBER :**

3" GATE POST: C-20P3KKBK

4" GATE POST: C-20P4KKBK

6" GATE POST: C-20P6KKBK

**USES/PURPOSE :**

Heavy Duty

Gate frame : 2"x2"

Hinge gap : 2-1/4" ±1"



STANDARD PANEL HEIGHT	SINGLE GATE OPENING (MAXIMUM)		
	POST 3" x 3"	POST 4" x 4"	POST 6" x 6"
4'	8'6"	11'6"	18'
6'	6'6"	8'6"	14'6"
8'	5'6"	7'6"	12'6"

FINISH	BK* Black
	GV* Galvanized (optional)
	SP* Special color (optional)



**NAME :** WALL-MOUNTED HINGE KIT

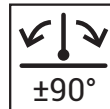
**PRODUCT NUMBER :** C-20PWKKBK

**USES/PURPOSE :**

Medium Duty

Gate frame : 2"x2"

When standard gate posts are not an option.



FINISH	BK* Black
	GV* Galvanized (optional)
	SP* Special color (optional)

#### LATCHES



**NAME :** STANDARD LATCH KIT

**PRODUCT NUMBER :**

3" GATE POST: C-20L3KKBK

4" GATE POST: C-20L4KKBK

6" GATE POST: C-20L6KKBK

**USES/PURPOSE :**

Heavy Duty

Gate frame : 2"x2"

Square post : 3", 4", 6"

Latch gap : 2-1/4"

Single swings gate only

Gravity standard-lock system.

Can be used with a padlock

Padlock can be installed on either side.

FINISH	BK* Black
	GV* Galvanized (optional)
	SP* Special color (optional)



**NAME :** STANDARD LATCH KIT

**PRODUCT NUMBER :** C-20L2KKBK

**USES/PURPOSE :**

Heavy Duty

Gate frame : 2"x2"

Latch gap : 2-1/4"

Double swings gate only

Gravity standard-lock system.

Can be used with a padlock

Can be installed on either side

Padlock can be installed on either side.

FINISH	BK* Black
	GV* Galvanized (optional)
	SP* Special color (optional)



**NAME :** WALL-MOUNTED LATCH KIT

**PRODUCT NUMBER :** C-20LWKKBK

**USES/PURPOSE :**

Medium Duty

Gate frame : 2"x2"

Latch gap : 2-1/8"

Single swing gate only

Gravity standard-lock system.

Can be used with a padlock

Padlock can be installed on either side.

FINISH	BK* Black
	GV* Galvanized (optional)
	SP* Special color (optional)

### DROP BAR



**NAME :** VERTICAL SLIDE LOCK M20 KIT

**PRODUCT NUMBER :** C-20BECKBK

**USES/PURPOSE :**

Heavy duty

Gate frame : 2"x2"

Vertical lock extension: 3"

Can be used with a padlock

Single gate optional: 1 kit

Double gate standard: 1 kit

Double gate optional: 2 kits

FINISH	BK* Black
	GV* Galvanized (optional)
	SP* Special color (optional)

### OPTIONAL HARDWARE

#### HINGES



**NAME :** 3DM  
**PRODUCT NUMBER :** C-LOC3DM

**USES/PURPOSE :**

Light Duty  
Gate frame : 2"x2"  
Square post : 3", 4", 6"  
Hinge gap : 7/8" ±5/16"  
Qty: 2/kit



STANDARD PANEL HEIGHT	SINGLE GATE OPENING (MAXIMUM)		
	POST 3" x 3"	POST* 4" x 4"	POST* 6" x 6"
4'	8'6"	11'	11'
6'	6'6"	8'6"	12'
8'	5'6"	7'6"	11'6"

\*Post for double swing gate only

**FINISH** N/A\* Stainless



**NAME :** GBMU  
**PRODUCT NUMBER :** C-GBMU4D20PG

**USES/PURPOSE :**

Heavy Duty  
Gate frame : 2"x2"  
Square post : 3", 4", 6"  
Hinge gap : 2-1/4" ±1  
Qty: 2/kit



STANDARD PANEL HEIGHT	SINGLE GATE OPENING (MAXIMUM)		
	POST 3" x 3"	POST 4" x 4"	POST 6" x 6"
4'	8'6"	11'6"	18'
6'	6'6"	8'6"	14'6"
8'	5'6"	7'6"	12'6"

**FINISH** N/A\* Galvanized

#### DOOR CLOSER



**NAME :** SPRING HINGE  
**PRODUCT NUMBER :** C-PENSPRING2

**USES/PURPOSE :**

Light Duty  
Gate frame : 2"x2"  
Square post : 3", 4", 6"  
Hinge gap : 1" ±1/2"  
Qty: 2/kit  
The hinges are reversible. Designed for 1-1/2" or larger steel gate frame  
Recommended with panic bars if doors should remain shut.



STANDARD PANEL HEIGHT	SINGLE GATE OPENING (MAXIMUM)		
	POST 3" x 3"	POST 4" x 4"	POST 6" x 6"
4'	6'6"	6'6"	6'6"
6'	5'6"	5'6"	5'6"
8'	3'6"	3'6"	3'6"

**FINISH** N/A\* Black  
GV\* Galvanized (optional)  
SP\* Special color (optional)



**NAME :** MAMMOTH 180  
**PRODUCT NUMBER :** C-LOCMAMMBK

**USES/PURPOSE :**

Medium Duty  
Gate frame : 2"x2"  
Square post : 3", 4", 6"  
Hinge gap : 9/16" to 1-3/8"  
Adjustable closing and latching speeds  
Recommended with panic bars if doors should remain shut.



STANDARD PANEL HEIGHT	SINGLE GATE OPENING (MAXIMUM)		
	POST 3" x 3"	POST 4" x 4"	POST 6" x 6"
4'	5'	5'	5'
6'	5'	5'	5'
8'	5'	5'	5'

**FINISH** BK\* Black  
SR\* Silver (std for SP gate)



**NAME :** MAMMOTH HD  
**PRODUCT NUMBER :** C-LOCMAMHDBK

**USES/PURPOSE :**

Heavy Duty  
Gate frame : 2"x2"  
Square post : 3", 4", 6"  
Hinge gap : 9/16" to 1-3/8"  
Adjustable closing and latching speeds  
Recommended with panic bars if doors should remain shut.




STANDARD PANEL HEIGHT	SINGLE GATE OPENING (MAXIMUM)		
	POST 3" x 3"	POST 4" x 4"	POST 6" x 6"
4'	6'6"	6'6"	6'6"
6'	6'6"	6'6"	6'6"
8'	5'6"	6'6"	6'6"

**FINISH** BK\* Black  
SR\* Silver (std for SP gate)



### LATCHES



**NAME :** MORTISE LATCH KIT

**PRODUCT NUMBER :** C-LOCINOX

**USES/PURPOSE :**

Medium Duty

Gate frame : 2"x2"

Square post: 3", 4", 6"

Latch gap : 1-3/16"

Material : Aluminium

Single and double swing gate

Lock-box with key & receiver

Pre-installed

Cannot be installed with a panic bar on same gate

**FINISH** N/A\* Silver



**NAME :** LATCH KITS

**PRODUCT NUMBER :** C-DDLLDAB

**USES/PURPOSE :**

Medium Duty

Gate frame : 2"x2"

Square post: 3", 4", 6"

Latch gap : 5/8" to 1-1/2",  
ideal 3/4"

Single and double swing gate

Lock-box with key & receiver

**FINISH** N/A\* Black



**NAME :** MAGNETIC LATCH

**PRODUCT NUMBER :** C-LOCFTMA

**USES/PURPOSE :**

Gate frame : 2"x2"

Square post: 3", 4", 6"

Latch gap : 7/8" ±1/2"

Single swing gate

Ideal for swimming pool or height restricted gates

Recommended use with door closer

Latch access height must be greater than 60"

**FINISH** N/A\* Black

### DROP BAR



**NAME :** KEY LOCKABLE DROP BOLT

**PRODUCT NUMBER :** C-LOCKDQF

**USES/PURPOSE :**

Medium duty

Gate frame : 2"x2"

Vertical lock extension: 5-1/2"

Single gate optional: 1 kit

Double gate standard: 1 kit

Double gate optional: 2 kits

**FINISH** N/A\* Black

SR\* Silver (std for SP gate)

### STANDARD HARDWARE

#### HINGES



**NAME :** 3DM  
**PRODUCT NUMBER :** C-LOC3DM

**USES/PURPOSE :**

Light Duty  
Gate frame : 2"x2"  
Square post : 3", 4", 6"  
Hinge gap : 7/8" ±5/16"  
Qty: 2/kit



STANDARD PANEL HEIGHT	SINGLE GATE OPENING (MAXIMUM)		
	POST 3" x 3"	POST* 4" x 4"	POST* 6" x 6"
4'	9'	11'6"	11'6"
6'	8'	10'	12'6"
8'	6'	8'	12'

\*Post for double swing gate only

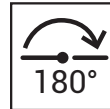
**FINISH** N/A\* Stainless



**NAME :** GBMU  
**PRODUCT NUMBER :** C-GBMU4D20PG

**USES/PURPOSE :**

Heavy Duty  
Gate frame : 2"x2"  
Square post : 3", 4", 6"  
Hinge gap : 2-1/4" ±1  
Qty: 2/kit



STANDARD PANEL HEIGHT	SINGLE GATE OPENING (MAXIMUM)		
	POST 3" x 3"	POST 4" x 4"	POST 6" x 6"
4'	9'	13'	19'
6'	8'	10'	17'
8'	6'	8'	14'

**FINISH** N/A\* Galvanized

#### LATCHES



**NAME :** LATCH KITS  
**PRODUCT NUMBER :** C-DDLLDAB

**USES/PURPOSE :**

Medium Duty  
Gate frame : 2"x2"  
Square post : 3", 4", 6"  
Latch gap : 5/8" to 1-1/2",  
ideal 3/4"

Single and double swing gate  
Lock-box with key & receiver

**FINISH** N/A\* Black

#### DROP BAR



**NAME :** KEY LOCKABLE DROP BOLT  
**PRODUCT NUMBER :** C-LOCKDQF

**USES/PURPOSE :**

Medium duty  
Gate frame : 2"x2"  
Vertical lock extension: 5-1/2"  
Single gate optional: 1 kit  
Double gate standard: 1 kit  
Double gate optional: 2 kits

**FINISH** N/A\* Black  
SR\* Silver (std for SP gate)

### OPTIONAL HARDWARE

#### HINGES



**NAME :** GBMU

**PRODUCT NUMBER :** C-GBMU4D20PG

**USES/PURPOSE :**

Heavy Duty, , optional use for double gate

Gate frame : 2"x2"

Square post : 3", 4", 6"

Hinge gap : 2-1/4" ±1

Qty: 2/kit



STANDARD PANEL HEIGHT	DOUBLE GATE OPENING (MAXIMUM)		
	POST 3" x 3"	POST 4" x 4"	POST 6" x 6"
4'	18'	26'	38'
6'	16'	20'	34'
8'	12'	16'	28'

**FINISH** N/A\* Galvanized

#### DOOR CLOSER



**NAME :** SPRING HINGE

**PRODUCT NUMBER :** C-PENSRING2

**USES/PURPOSE :**

Light Duty

Gate frame : 2"x2"


Square post : 3", 4", 6"

Hinge gap : 1" ±1/2"

Qty: 2/kit

The hinges are reversible. Designed for 1-1/2" or larger steel gate frame

Recommended with panic bars if doors should remain shut.



STANDARD PANEL HEIGHT	SINGLE GATE OPENING (MAXIMUM)		
	POST 3" x 3"	POST 4" x 4"	POST 6" x 6"
4'	7'	7'	7'
6'	6'	6'	6'
8'	4'	4'	4'

**FINISH** N/A\* Black

GV\* Galvanized (optional)

SP\* Special color (optional)



**NAME :** MAMMOTH 180

**PRODUCT NUMBER :** C-LOCMAMBK

**USES/PURPOSE :**

Medium Duty

Gate frame : 2"x2"

Square post : 3", 4", 6"

Hinge gap : 9/16" to 1-3/8"

Adjustable closing and latching speeds

Recommended with panic bars if doors should remain shut.



STANDARD PANEL HEIGHT	SINGLE GATE OPENING (MAXIMUM)		
	POST 3" x 3"	POST 4" x 4"	POST 6" x 6"
4'	5'	5'	5'
6'	5'	5'	5'
8'	5'	5'	5'

**FINISH** BK\* Black

SR\* Silver (std for SP gate)



**NAME :** MAMMOTH HD

**PRODUCT NUMBER :** C-LOCMAMHDBK

**USES/PURPOSE :**

Heavy Duty

Gate frame : 2"x2"

Square post : 3", 4", 6"

Hinge gap : 9/16" to 1-3/8"

Adjustable closing and latching speeds

Recommended with panic bars if doors should remain shut.



STANDARD PANEL HEIGHT	SINGLE GATE OPENING (MAXIMUM)		
	POST 3" x 3"	POST 4" x 4"	POST 6" x 6"
4'	6'6"	6'6"	6'6"
6'	6'6"	6'6"	6'6"
8'	6'	6'6"	6'6"

**FINISH** BK\* Black

SR\* Silver (std for SP gate)

### LATCHES



**NAME :** MORTISE LATCH KIT

**PRODUCT NUMBER :** C-LOCINOX

**USES/PURPOSE :**

Medium Duty

Gate frame : 2"x2"

Square post: 3", 4", 6"

Latch gap : 1-3/16"

Material : Aluminium

Single and double swing gate

Lock-box with key & receiver

Pre-installed

Cannot be installed with a panic bar on same gate

**FINISH** N/A\* Silver



**NAME :** MAGNETIC LATCH

**PRODUCT NUMBER :** C-LOCFTMA

**USES/PURPOSE :**

Gate frame : 2"x2"

Square post: 3", 4", 6"

Latch gap : 7/8" ±1/2"

Single swing gate


Ideal for swimming pool or height restricted gates

Recommended use with door closer

Latch access height must be greater than 60"

**FINISH** N/A\* Black

### PANIC BAR



**NAME :** PANIC BAR 3'


**PRODUCT NUMBER :** C-PANICBAR36

**USES/PURPOSE :**

Gate frame : 2"x2"  
Square post: 3", 4", 6"  
Latch gap : 3/4"  
Fits gate sizes 28" to 38"  
Single swing gate  
When a quick exit is needed.

Panic Bar - 36" with plates included on both the interior and exterior sides of the gate door and wings on the interior side  
Usually used with self-closing hinges.  
Can be installed with a lock and or handle to open from the exterior

**FINISH** N/A\* Aluminum



**NAME :** PANIC BAR 4'

**PRODUCT NUMBER :** C-PANICBAR48

**USES/PURPOSE :**

Gate frame : 2"x2"  
Square post: 3", 4", 6"  
Latch gap : 3/4"  
Fits gate sizes 36" to 48"  
Single swing gate  
When a quick exit is needed.

Panic Bar - 48" with plates included on both the interior and exterior sides of the gate door and wings on the interior side  
Usually used with self-closing hinges.  
Can be installed with a lock and or handle to open from the exterior

**FINISH** N/A\* Aluminum

### EXTERIOR HANDLE



**NAME :** HANDLESET TRIM

**PRODUCT NUMBER :** C-DXHTAL

**USES/PURPOSE :**

Exterior trim for panic-bar (optional)  
Thumbpiece blank escutcheon (handleset only)  
No key  
No access from outside, dummy trim to standardize outside look  
12"H X 3"W

**FINISH** AL\* Aluminum



**NAME :** HANDLESET TRIM

**PRODUCT NUMBER :** C-DXHKIAL

**USES/PURPOSE :**

Exterior trim for panic-bar (optional)  
Night latch (handleset keyed)  
Keyed  
Access from outside with key only  
12"H X 3"W

**FINISH** AL\* Aluminum



**NAME :** HANDLESET TRIM

**PRODUCT NUMBER :** C-DXHTKIAL

**USES/PURPOSE :**

Exterior trim for panic-bar (optional)  
Thumbpiece & keyed (Handleset keyed)  
Keyed  
Access from outside free or with key  
12"H X 3"W

**FINISH** AL\* Aluminum

### EXTERIOR HANDLE



**NAME :** STRAIGHT RETURN LEVER TRIM

**PRODUCT NUMBER :** C-DXBLPSCRK

**USES/PURPOSE :**

Exterior trim for panic-bar (optional)  
Lever passage style (no key)  
No key  
With special adapter for thicker gate frame

**FINISH** CR\* Satin chrome



**NAME :** STRAIGHT RETURN LEVER TRIM

**PRODUCT NUMBER :** C-DXBLLRKICR

**USES/PURPOSE :**

Exterior trim for panic-bar (optional)  
Lever classroom style (remains lock or unlock)  
Keyed  
Access from outside free or with key

**FINISH** CR\* Satin chrome



**NAME :** STRAIGHT RETURN LEVER TRIM

**PRODUCT NUMBER :** C-DXBLSTKICRK

**USES/PURPOSE :**

Exterior trim for panic-bar (optional)  
Lever storeroom style (access with key only)  
Keyed  
Access from outside with key only  
with special adapter for thicker gate frame

**FINISH** CR\* Satin chrome



**NAME :** PULL PLATE TRIM

**PRODUCT NUMBER :** C-DXFPKNSS

**USES/PURPOSE :**

Exterior trim for panic-bar (optional)  
Finger pull plate, cylinder not included  
Keyed (cylinder sold separately, C-DXRC2CR)  
Access from outside with key

**FINISH** SS\* Satin stainless steel



**NAME :** RIM CYLINDER

**PRODUCT NUMBER :** C-DXRC2CR

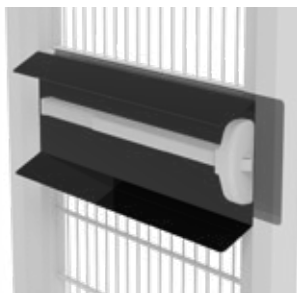
**USES/PURPOSE :**

Exterior trim for panic-bar (optional)  
Rim cylinder for pull plate trim C-DXFPKNSS

**FINISH** CR\* Aluminum



### PANIC AND KICK PLATES



**NAME :** BENDED PANIC PLATES


**PRODUCT NUMBER :** N/A

**USES/PURPOSE :**

Included with panic-bar  
Plates 11.5" height or 14" height according to exterior trim  
Welded on gate frame  
Prevent access to a panic bar from the exterior

**Caution:** Not recommended for young kids as bent portions might cause injury if running into them. Use CUSTOM STRAIGHT PANIC PLATES in a custom size for alternative option with additional security

**FINISH** Gate color



**NAME :** CUSTOM STRAIGHT PANIC PLATES

**PRODUCT NUMBER :** N/A

**USES/PURPOSE :**

Included with panic-bar  
Plates 11.5" height or 14" height according to exterior trim  
Welded on gate frame

**FINISH** Gate color



**NAME :** KICK PLATE

**PRODUCT NUMBER :** C-KICKPLATE

**USES/PURPOSE :**

Solid steel plate 9.5"H welded on interior and exterior of gate  
When high abuse or additional security is an issue. Solid steel plate at the bottom of both sides of gate. Can also be used for ADA friendly fencing along sidewalk or ADA friendly gate

**FINISH** Gate color

### CABLE SYSTEM & EXTENSION



**NAME :** CABLE FOR OVERSIZE GATE

**PRODUCT NUMBER :** C-GPSCSK

**USES/PURPOSE :**

Single swing gate

36" Extension sleeve to be vertically installed on gate side next to the hinge post with self-drilling screws

All parts have a galvanized finish except for the hinge and the sleeve that matches the gate finish

<b>FINISH</b>	BK* Black
	GV* Galvanized (optional)
	SP* Special color (optional)

### TRANSOM



**NAME :** TRANSOM PANEL

**PRODUCT NUMBER :** Available upon request

**USES/PURPOSE :**

Optional section above the gate, attached to each gate post and is independent of the moving gate below.

Used on projects with no height restrictions to lower both cost and stress on gate post by transferring gate weight to latch post

<b>FINISH</b>	BK* Black
	GV* Galvanized (optional)
	SP* Special color (optional)

**NAME :** TRANSOM TUBING

**PRODUCT NUMBER :** Available upon request

**USES/PURPOSE :**

Optional section above the gate, attached to each gate post and is independent of the moving gate below.

Used on projects with no height restrictions to lower both cost and stress on gate post by transferring gate weight to latch post

Use widely to install overhead door closer

Can be use with panic-bar vertical lock rod on single or double swing gate

<b>FINISH</b>	BK* Black
	GV* Galvanized (optional)
	SP* Special color (optional)

### OVERHANG



**NAME :** OVERHANG PANEL

**PRODUCT NUMBER :** Available upon request

**USES/PURPOSE :**

Safety device

Increase difficulty to climb over the gate

Offered to increase security on a project.

Can be used with various angles for the bend as well as length. Post is one piece and bent at top on most projects, but overhang can be attached to a sleeve.

<b>FINISH</b>	BK* Black
	GV* Galvanized (optional)
	SP* Special color (optional)

**NAME :** OVERHANG BARB WIRE

**PRODUCT NUMBER :** Available upon request

**USES/PURPOSE :**

Safety device

Increase difficulty to climb over the gate

Wire not provided by Omega

Custom V-shaped sleeve available upon request

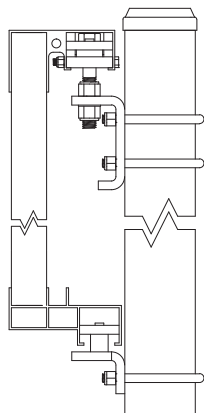
When single barbed wire sleeve is used, post caps are omitted

<b>FINISH</b>	BK* Black
	GV* Galvanized (optional)
	SP* Special color (optional)

# SPECIAL HARDWARE

## CANTILEVER GATE HARDWARE

### SINGLE TRACK



**NAME :** SINGLE TRACK GATE HARDWARE

**PRODUCT NUMBER :** C-CGHWSBK

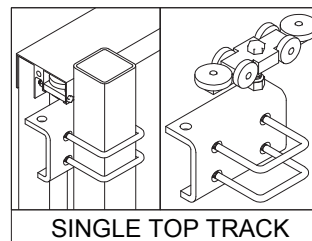
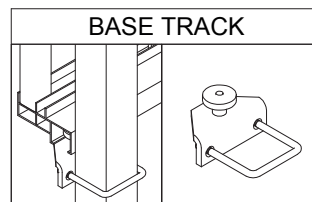
**USES/PURPOSE :**

Single track cantilever gate accessories & hardware

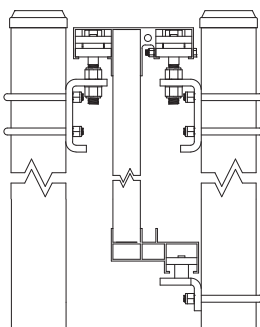
Only available for 4" posts.

Not to be used when gate is motorized

<b>FINISH</b>	BK* Black
	GV* Galvanized (optional)
	SP* Special color (optional)



### DUAL TRACK



**NAME :** DUAL TRACK GATE HARDWARE

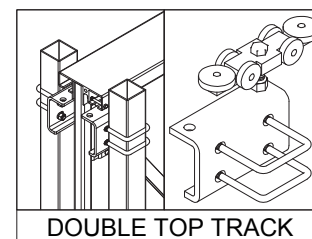
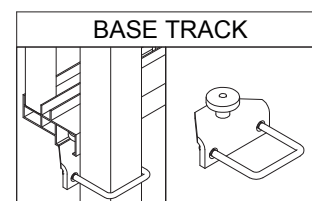
**PRODUCT NUMBER :** C-CGHWDBK

**USES/PURPOSE :**


Dual track cantilever gate accessories & hardware.

Used for surface mounted posts, heavy or oversized gates and gates that are motorized

<b>FINISH</b>	BK* Black
	GV* Galvanized (optional)
	SP* Special color (optional)



### CATCHER / RECEIVER



**NAME :** SINGLE GATE CATCHER/RECEIVER KIT

**PRODUCT NUMBER :** On request only, included in C-CGHWSBK or C-CGHWDBK

**USES/PURPOSE :**

Standard latch system for single cantilever gate  
To be used with a padlock

<b>FINISH</b>	BK* Black
	GV* Galvanized (optional)
	SP* Special color (optional)



**NAME :** DOUBLE GATE CATCHER/RECEIVER KIT





































**PRODUCT NUMBER :** On request only, included in C-CGHWSBK OR C-CGHWDBK

**USES/PURPOSE :**

Standard latch system for single cantilever gate  
To be used with a padlock

























<b>FINISH</b>	BK* Black
	GV* Galvanized (optional)
	SP* Special color (optional)

 OMEGA ARCHITECTURAL	 ELITE, EVOLUTION, SECUR	 OMEGA MAX	 OMEGA 10, OMEGA 20	 OMEGA 80, OMEGA 100	 OMEGA CLASSIC	 UNIK PERFORATED PANELS
--	---	---	--	--	---	--

KIT	DESCRIPTION						
C-HDWG3SBK	SINGLE GATE HARDWARE KIT 3" POST - BLACK	 2xC-20P3KBK	 1xC-20L3KBK	 2xC-CAP2ALBK			
C-HDWG4SBK	SINGLE GATE HARDWARE KIT 4" POST - BLACK	 2xC-20P4KBK	 1xC-20L4KBK	 2xC-CAP2ALBK			
C-HDWG6SBK	SINGLE GATE HARDWARE KIT 6" POST - BLACK	 2xC-20P6KBK	 1xC-20L6KBK	 2xC-CAP2ALBK			
C-HDWGLSKBK	SINGLE GATE HARDWARE KIT FOR OMEGA MAX, LOUVER AND UNIK GATE OPG MAX 6'-BLACK	 2xC-LOC3DM	 1xC-DDLLDAB	 2xC-CAP2ALBK			
C-HDWGLLSKBK	SINGLE GATE HARDWARE KIT FOR OMEGA MAX, LOUVER AND UNIK GATE OPG 6'AND MORE BLACK	 2xC-GBMU4D20PG	 1xC-DDLLDAB	 2xC-CAP2ALBK			
C-HDWWSBK	SINGLE GATE WALL MOUNTED HARDWARE KIT - BLACK	 2xC-20PWKBK	 1xC-20LWKBK	 2xC-CAP2ALBK			

GALVANIZED KIT ON REQUEST ONLY

OMEGA  
ARCHITECTURALELITE, EVOLUTION,  
SECUROMEGA  
MAXOMEGA 10,  
OMEGA 20OMEGA 80,  
OMEGA 100OMEGA  
CLASSICUNIK PERFORATED  
PANELS

KIT	DESCRIPTION										
C-HDWG3DBK	DOUBLE GATE HARDWARE KIT 3" POST - BLACK	 4xC-20P3KBK	 1xC-20L2KBK	 1xC-20BECKBK	 4xC-CAP2ALBK						
C-HDWG4DBK	DOUBLE GATE HARDWARE KIT 4" POST - BLACK	 4xC-20P4KBK	 1xC-20L2KBK	 1xC-20BECKBK	 4xC-CAP2ALBK						
C-HDWG6DBK	DOUBLE GATE HARDWARE KIT 6" POST - BLACK	 4xC-20P4KBK	 C-20L2KBK	 1xC-20BECKBK	 4xC-CAP2ALBK						
C-HDWGLDKBK	DOUBLE GATE HARDWARE KIT FOR OMEGA MAX. LOUVER AND UNIK GATE OPG MAX 12'- BLACK	 4xC-LOC3DM	 1xC-DDLLDAB	 1xC-LOCKDQF	 4xC-CAP2ALBK						
C-HDWGLLDKBK	DOUBLE GATE HARDWARE KIT FOR OMEGA MAX. LOUVER AND UNIK GATE OPG 12' AND MORE - BLACK	 4xC-GBMU4D20PG	 1xC-DDLLDAB	 1xC-LOCKDQF	 4xC-CAP2ALBK						
C-HDWWDBK	DOUBLE GATE WALL MOUNT- ED HARDWARE KIT - BLACK	 4xC-20PWKBK	 1xC-20L2KBK	 1xC-20BECKBK	 4xC-CAP2ALBK						

GALVANIZED KIT ON REQUEST ONLY

\*The last 2 letters of the part codes show the selected finish of the product kit, for special color projects (SP), the small hardware remains in galvanized or stainless steel finish. Omega gates can be modified to receive almost any hardware chosen by the customers. Make, model and footprints will be required.



1735 St-Elzear Blvd. West, Laval, QC Canada H7L 3N6  
[www.omegatwo.com](http://www.omegatwo.com) | [customerservice@omegatwo.com](mailto:customerservice@omegatwo.com)  
 T 450 686-9600 | 1 800 836-6342



COMPLIANT TO  
ASTM F2919  
STANDARD



We reserve the right to change or modify content, specifications, features, products, options, dimensions, and materials at any time without notice or obligation. All dimensions and measurements are approximate and may vary from actual products.

Omega II Fence Systems is a trademark of Metaltech-Omega inc.