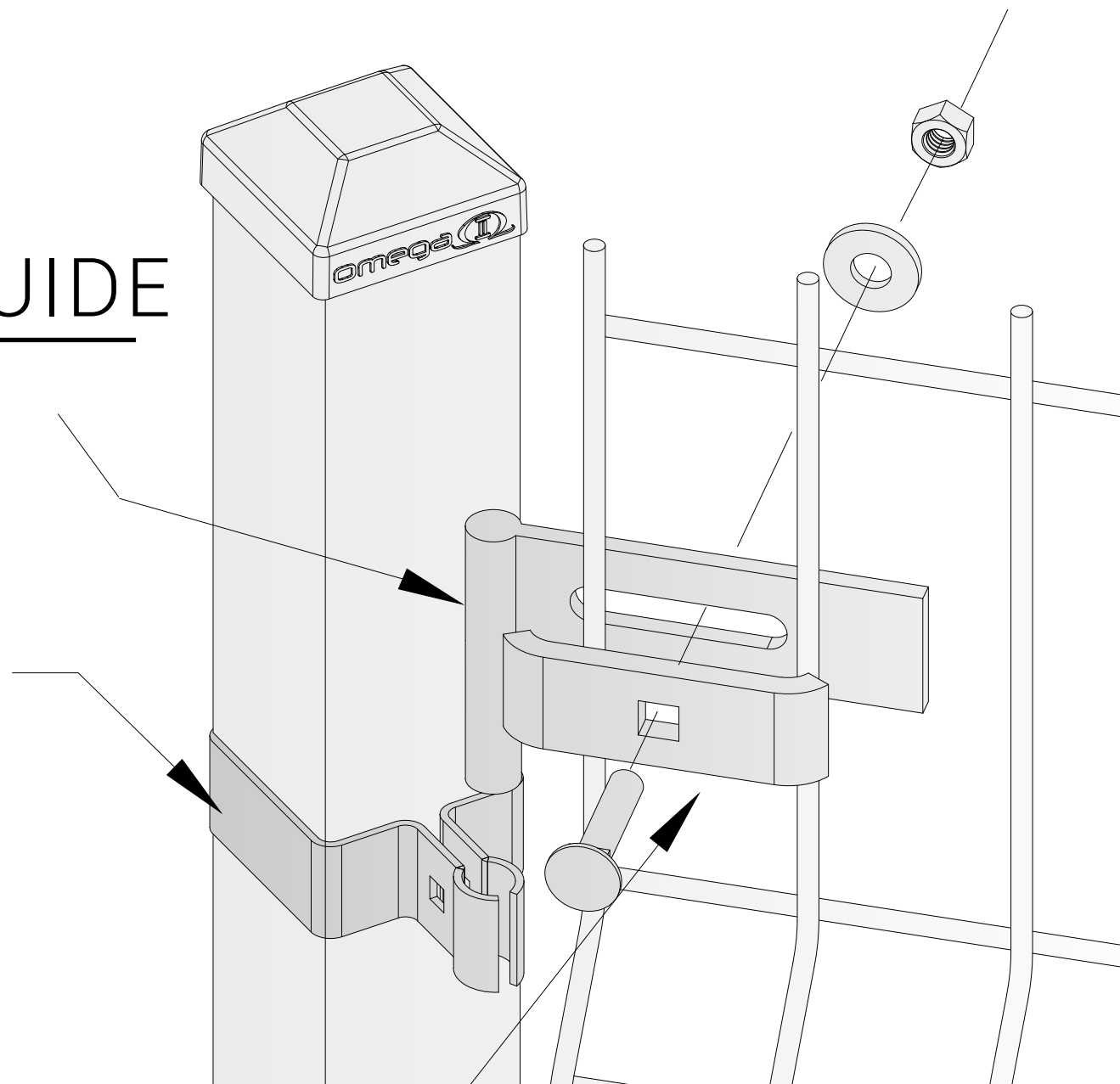


# BRACKET SYSTEMS GUIDE



SINGLE WIRE



OMEGA  
**ARCHITECTURAL**




OMEGA  
**ECO**




GRATING



OMEGA  
**10**



OMEGA  
**20**



ORNAMENTAL



OMEGA  
**CLASSIC**



GABIONS



**GABIONS**  
FENCE & BENCHES



DOUBLE WIRE




**ELITE**  
DOUBLE WIRE





**EVOLUTION**  
DOUBLE WIRE




LOUVERS



OMEGA  
**80**



OMEGA  
**100**



GATES



**GATES**  
SWING & CANTILIVER




CUSTOM



**CUSTOM**  
PROJECTS



HIGH SECURITY



**MAX**  
DOUBLE WIRE



UNIK



**UNIK**  
PERFORATED PANELS



# BRACKET SYSTEMS FOR OMEGA ARCHITECTURAL



www.omegatwo.com 1 800 836-6342

NAME	BRACKET IMAGE	INSTALLATION IMAGE	PRODUCT NUMBER	REQUIRED BRACKETS		COMMENTS
				PANEL HEIGHT	NUMBER OF BRACKETS PER PANEL	
Universal Collar bracket (Kit)			<b>C-CUNI2KXX</b> For 2" post <b>C-CUNI3KXX</b> For 3" post	4' H	4	For standard use on line or end posts (with straight run panels or 90-degree angles) Brackets allow 1-1/2" adjustment. (Hot-dipped galvanized)
				5' H	6	
				6' H	6	
				8' H	8	
Universal Collar bracket Tamper proof (Kit)			<b>C-SECU2KXX</b> For 2" post <b>C-SECU3KXX</b> For 3" post	4' H	4	Same as above with Tamper proof nut (VB-N5/16TAMP), without washer.
				5' H	6	
				6' H	6	
				8' H	8	
Universal angle bracket (Kit)			<b>C-AN2UKXX</b> For 2" post <b>C-AN3UKXX</b> For 3" post With Tamper proof nut: <b>C-AN2UTKXX</b> <b>C-AN3UTKXX</b> + <b>VB-BIT5/16TAMP</b> Tamperproof nut installation tool	4' H	4	For use on post and panel forming an angle. (Can be installed on straight panels) Brackets allow 1-5/8" adjustment. <b>At least 2 hinges must be positioned in opposite directions</b> (Hot-dipped galvanized)
				5' H	6	
				6' H	6	
				8' H	8	
Wall/post bracket (Kit)			<b>C-SPFWKXX</b> With Tamper proof nut: <b>C-SPFWTKXX</b> + <b>VB-BIT5/16TAMP</b> Tamperproof nut installation tool	4' H	4	For wall mount installation or posts 2" or larger. Brackets allow 3/4" to 2-1/4" between walls (or posts) and panels. (Hot-dipped galvanized)
				5' H	6	
				6' H	6	
				8' H	8	
Wall/post angle bracket (Kit)			<b>C-SPFAKXX</b> Or with Tamper proof nut: <b>C-SPFATKXX</b> + <b>VB-BIT5/16TAMP</b> Tamperproof nut installation tool	4' H	4	Used on posts larger than 3" or wall mount. Brackets allow 1-5/8" adjustment. <b>At least 2 hinges must be positioned in opposite directions</b> (Hot-dipped galvanized)
				5' H	6	
				6' H	6	
				8' H	8	
Universal facemount bracket (Kit)			<b>C-FUNIKXX</b>	4' H	4	Universal bracket for face-mount installation on straight run or internal 90-degree corner. The brackets have two 7/16" adjustment slots.. (Hot-dipped galvanized)
				5' H	5	
				6' H	6	
				8' H	8	

For colors other than black, all parts are polyester powder coated except for the bolts, screws & nuts.

07.02.2023

# BRACKET SYSTEMS FOR OMEGA ARCHITECTURAL



www.omegatwo.com 1 800 836-6342

NAME	BRACKET IMAGE	INSTALLATION IMAGE	PRODUCT NUMBER	REQUIRED BRACKETS		COMMENTS
Eye-U-clamp for round posts 2-3/8" and 3-3/8" (Kit)			<b>C-EYEUCLAMP2KXX</b> Round posts 2" to 2-1/2"  <b>C-EYEUCLAMP3KXX</b> Round posts 3-1/8" to 3-1/2"	PANEL HEIGHT	NUMBER OF CLAMPS PER POST	For use with existing round posts, or new round posts installations. 2 sizes available. Round posts and caps are not provided by Omega II Fence systems.  Possibility of installing the post in the middle of the panel.  (Hot-dipped galvanized)
				4' H	2	
				5' H	3	
				6' H	3	
				8' H	4	
Side by Side panel connecting attachment kit (Kit)			<b>C-SPFPKXX</b>  Or with Tamper proof nut <b>C-SPFPTKXX</b>	PANEL HEIGHT	NUMBER OF PANELS CONNECTORS	Side by Side panel connecting attachment kit  <b>For Omega Architectural only. Not to be used on Double wire panels</b>  <b>Panels spacing 1-1/4" to 4"</b>  (Hot-dipped galvanized)
				4' H	3	
				5' H	4	
				6' H	4	
				8' H	6	
Stacked panel connecting attachment (Kit)			<b>C-SPFNKXX</b>  Or with Tamper proof nut <b>C-SPFNTKXX</b> + <b>VB-BIT5/16TAMP</b> Tamperproof nut installation tool	QUANTITY BASED ON REQUIRED STRENGTH		Stacked panel connecting attachment kit. Used to stack panels for additional support.  <b>Same bracket for Architectural and Double wire</b>  (Hot-dipped galvanized)
Ceiling/Floor Wall/ Post bracket (Kit)			<b>C-SPFCKXX</b>  Or with Tamper proof nut <b>C-SPFCTKXX</b> + <b>VB-BIT5/16TAMP</b> Tamperproof nut installation tool	QUANTITY BASED ON INSTALLATION		Bracket to install a panel to ground or ceiling Brackets allow 1-5/8" c/c adjustment.  <b>Bolts, screw &amp; nut galvanized finish only</b>  (Hot-dipped galvanized)
Bracket kit for front wall / window mounting (Kit)			<b>C-SPFWGAKXX</b> + <b>VB-BIT5/16TAMP</b> Tamperproof nut installation tool	QUANTITY BASED ON INSTALLATION		Bracket for front wall mounting  <b>Attention: product code is different for Elite &amp; Secur panels</b>  (Hot-dipped galvanized)
Custom brackets (Kit)			C-DIV			When standard brackets are not the solution, custom brackets can be made

For colors other than black, all brackets components are polyester powder coated except for the bolts, screws & nuts.



# BRACKET SYSTEMS FOR DOUBLE WIRE



www.omegatwo.com 1 800 836-6342

NAME	BRACKET IMAGE	INSTALLATION IMAGE	PRODUCT NUMBER	REQUIRED BRACKETS		COMMENTS
				PANEL HEIGHT	NUMBER OF BRACKETS PER PANEL	
Universal Collar bracket (Kit)			<b>C-CUNI2KXX</b> For 2" post <b>C-CUNI3KXX</b> For 3" post	4' H	6	For standard use on line or end posts (straight run panels or 90-degree angle)  Brackets allow 1 1/2" adjustment. (Hot-dipped galvanized)
				6' H	6	
				8' H	8	
Universal Collar bracket Tamper proof (Kit)			<b>C-SECU2KXX</b> For 2" post <b>C-SECU3KXX</b> For 3" post	4' H	6	Same as above with Tamper proof nut (VB-N5/16TAMP), without washer.
				6' H	6	
				8' H	8	
Universal angle bracket (Kit)			<b>C-AN2UKXX</b> For 2" post <b>C-AN3UKXX</b> For 3" post  With Tamper proof nut: <b>C-AN2UTKXX / C-AN3UTKXX</b> + <b>VB-BIT5/16TAMP</b> Tamperproof nut installation tool	4' H	6	For standard use on post and panel forming an angle. (Can be installed on straight panels run)  Brackets allow 1-5/8" adjustment.  <b>At least 2 hinges must be positioned in opposite directions</b> (Hot-dipped galvanized)
				6' H	6	
				8' H	8	
Wall/post bracket (Kit)			<b>C-SPFWKXX</b>  With Tamper proof nut: <b>C-SPFWTKXX</b> + <b>VB-BIT5/16TAMP</b> Tamperproof nut installation tool	4' H	6	On posts for heavy duty & high security or for wall mount installation or posts 2" or larger.  Brackets allow 3/4" to 2-1/4" between walls (or posts) and panels. (Hot-dipped galvanized)
				6' H	6	
				8' H	8	
Wall/post angle bracket (Kit)			<b>C-SPFAKXX</b>  Or with Tamper proof nut: <b>C-SPFATKXX</b> + <b>VB-BIT5/16TAMP</b> Tamperproof nut installation tool	4' H	6	Used for posts larger than 3" or wall mount.  Brackets allow 1-5/8" adjustment.  <b>At least 2 hinges must be positioned in opposite directions</b> (Hot-dipped galvanized)
				6' H	6	
				8' H	8	
Universal facemount bracket (Kit)			<b>C-FUNIKXX</b>	4' H	4	Universal bracket for face-mount installation on straight run or internal 90-degree corner.  Brackets allow 1/4" adjustment. (Hot-dipped galvanized)
				6' H	6	
				8' H	8	

For colors other than black, all parts are polyester powder coated except for the bolts, screws & nuts.

07.02.2023

# BRACKET SYSTEMS FOR DOUBLE WIRE

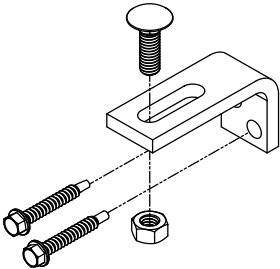
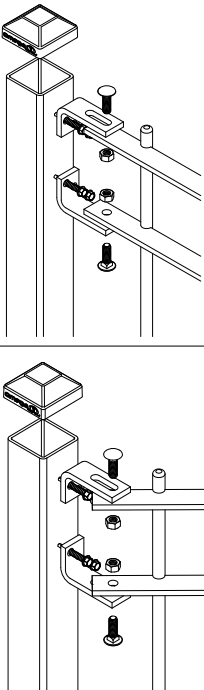


www.omegatwo.com 1 800 836-6342

NAME	BRACKET IMAGE	INSTALLATION IMAGE	PRODUCT NUMBER	REQUIRED BRACKETS		COMMENTS
				PANEL HEIGHT	NUMBER OF CLAMPS PER POST	
Eye-U-clamp for round posts 2-3/8" and 3-3/8" (Kit)			<b>C-EYEUCLAMP2KXX</b> Round posts 2" to 2-1/2"  <b>C-EYEUCLAMP3KXX</b> Round posts 3-1/8" to 3-1/2"	4' H	3	Used with existing or new round posts. 2 sizes available. Round posts and caps are not provided by Omega II Fence systems. (Hot-dipped galvanized)
				6' H	3	
				8' H	4	
Bracket to join 2 panels side by side (Kit)			<b>C-ENDTOENDK1XX</b>	PANEL HEIGHT	NUMBER OF CLAMPS PER PANELS	Bracket to connect 2 panels side by side <b>For double wire panels only, not to use with Architectural panel.</b> Spacing between panels Elite/Evolution: 1-5/8" to 2-5/16" Secur: 1-5/8" to 2-1/4" (Hot-dipped galvanized)
				4' H	4	
				6' H	5	
				8' H	7	
Stacked panel connecting attachment (Kit)			<b>C-SPFNKXX</b> Or with Tamper proof nut <b>C-SPFNTKXX</b> + <b>VB-BIT5/16TAMP</b> Tamperproof nut installation tool	QUANTITY BASED ON REQUIRED STRENGTH		To stack panels on top of one another for additional support <b>Same bracket for Architectural and Double wire</b> (Hot-dipped galvanized)
Ceiling/Floor Wall/ Post bracket (Kit)			<b>C-SPFCKXX</b> Or with Tamper proof nut <b>C-SPFCTKXX</b> + <b>VB-BIT5/16TAMP</b> Tamperproof nut installation tool	QUANTITY BASED ON INSTALLATION		Bracket to install a panel to ground or ceiling Brackets allow 1-5/8" c/c adjustment. <b>Bolts, screw &amp; nut galvanized finish only</b> (Hot-dipped galvanized)
Bracket kit for front wall (Kit)		 Anchor not included.	Elite/Evolution <b>C-SPFWGEKXX</b> Secur <b>C-SPFWGSKXX</b> + <b>VB-BIT5/16TAMP</b> Tamperproof nut installation tool	FOR INSTALLATION, USE FOUR BRACKETS IN THE CORNER & EACH 4' MINIMUM		Bracket for front wall mounting <b>Attention: product code is different for Elite/Evolution &amp; Secur panels</b> (Hot-dipped galvanized)
Custom brackets (Kit)			<b>C-DIV</b>			When standard brackets are not the solution, custom brackets can be made. Contact us for Sport field brackets

For colors other than black, all parts are polyester powder coated except for the bolts, screws & nuts.

# BRACKET SYSTEMS FOR OMEGA CLASSIC

NAME	BRACKET IMAGE	INSTALLATION IMAGE	PRODUCT NUMBER	REQUIRED BRACKETS		COMMENTS
				PANEL HEIGHT	NUMBER OF BRACKETS PER POST	
L-shape bracket for Classic panel			<b>C-CLBRKXX</b> Including Self-drilling screws Tamper proof	4' H	8	For standard installation on centre or end of line posts, as well as on a 90-degree corner post or step installation for slopes.  (Hot-dipped galvanized)
				6' H	12	
				8' H	16	
Angle installation with L shape bracket						

For colors other than black, all parts are polyester powder coated except for the bolts, screws & nuts.

# BRACKET SYSTEMS FOR OMEGA MAX HIGH SECURITY FENCE



www.omegatwo.com 1 800 836-6342

NAME	BRACKET IMAGE	INSTALLATION IMAGE	PRODUCT NUMBER	REQUIRED BRACKETS		COMMENTS
Spider bracket (Kit)			<b>C-ACBRDKXX</b> Including Self-drilling screws Tamper proof  <b>VB-BIT1/4TORX</b> Torx security installation tool	PANEL HEIGHT	NUMBER OF BRACKETS PER POST	Standard for 3" post and more.  For line/end post with straight line panels or 90-degree interior angle (the double bracket post support is necessary for this option)  (Hot-dipped galvanized)
				4' H	5	
				6' H	7	
				8' H	9	
				10' H	11	
Flat bar (Kit)			4' H <b>C-AC3FB4KXX</b> 6' H <b>C-AC3FB6KXX</b> 8' H <b>C-AC3FB8KXX</b> 10' H <b>C-AC3FB10KXX</b>  <b>VB-BIT5/16TAMP</b> Tri-groove nut installation tool	ONE FLAT BAR PLATE PER LINE OR END POST WITH STRAIGHT PANELS		On 3" post with pre-drilled holes. For line/end post with straight line panels.  Flat bar, bolt & tamper proof nut included in the kit.  (Hot-dipped galvanized)
Wall/post bracket (Kit)			With Tamper proof nut: <b>C-SPFWTKXX</b>  <b>VB-BIT5/16TAMP</b> Tri-groove nut installation tool	PANEL HEIGHT	NUMBER OF BRACKETS PER WALL	For 3" post or larger or wall mount panel installation.  Brackets allow 0 to 2-1/2" between wall/post & the panel.  The retaining plate of the bracket is installed vertically.  (Hot-dipped galvanized)
				4' H	4	
				6' H	6	
				8' H	8	
				10' H	10	
Bracket or plate for other angles and slope require- ment						Contact us

For colors other than black, all parts are polyester powder coated except for the bolts, screws & nuts.



# BRACKETS SYSTEMS FOR OMEGA 10 AND 20

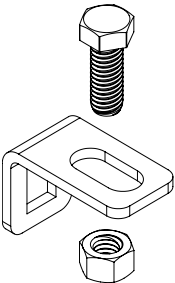
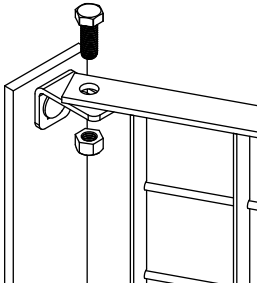
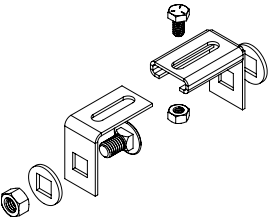



www.omegatwo.com 1 800 836-6342

NAME	BRACKET IMAGE	INSTALLATION IMAGE	PRODUCT NUMBER	REQUIRED BRACKETS		COMMENTS
Bolt & nut for flat posts, standard panel (kit)			C-PP3/8X1/4KXX	PANEL HEIGHT	NUMBER OF BOLTS PER POST	For flat posts (center or end) with standard panels in straight line For special bent post with standard angled panels, use double bolts. (Pre-galvanized & painted)
				4' H	2	
				6' H	3	
				8' H	3	
Bolt & nut for square post, standard panel (Kit)			C-PC3/8X2KXX For 2" post C-PC3/8X3KXX For 3" post C-PC3/8X4KXX For 4" post C-PC3/8X6KXX For 6" post	PANEL HEIGHT	NUMBER OF BOLTS PER POST	For square posts (center or end) with standard panels in straight line For corner square post with standard panels at a 90 degree angle contact us or otherwise use our special corner flat post above mentioned (Pre-galvanized & painted)
				4' H	2	
				6' H	3	
				8' H	3	
Support bracket (for panels 78" & 99")			C-GSAXX	PANEL HEIGHT	NUMBER OF BRACKETS PER PANEL	Only used with standard panels. Bolts and nuts to attach to flat or square posts included in upper rows. (Pre-galvanized & painted)
				4' H	0	
				6' H	2	
Telescopic Bracket			C-GTBKXX Including Self-drilling screw	PANEL HEIGHT	NUMBER OF BRACKETS PER PANEL	For flat posts (center or end) with straight panels or 90 degree angles. If the panel is cut on one side, put 2 telescopic brackets per panel, without C-GSAXX on the cut side. If the panel is cut on both sides, put 4 telescopic brackets on the panel and no C-GSAXX. Order bolts and nuts accordingly (Pre-galvanized & painted)
				4' H	2 or 4	
				6' H	2 or 4	
Telescopic Bracket			C-GTBKXX Including Self-drilling screw	PANEL HEIGHT	NUMBER OF BRACKETS PER PANEL	For square posts (center or end) with straight panels or 90 degree angles. If the panel is cut on one side, put 2 telescopic brackets per panel, without C-GSAXX on the cut side. If the panel is cut on both sides, put 4 telescopic brackets on the panel and no C-GSAXX. Order bolts and nuts accordingly (Pre-galvanized & painted)
				4' H	2 or 4	
				6' H	2 or 4	
Telescopic Bracket			C-GTBKXX Including Self-drilling screw	PANEL HEIGHT	NUMBER OF BRACKETS PER PANEL	For square posts (center or end) with straight panels or 90 degree angles. If the panel is cut on one side, put 2 telescopic brackets per panel, without C-GSAXX on the cut side. If the panel is cut on both sides, put 4 telescopic brackets on the panel and no C-GSAXX. Order bolts and nuts accordingly (Pre-galvanized & painted)
				4' H	2 or 4	
				6' H	2 or 4	
Telescopic Bracket			C-GTBKXX Including Self-drilling screw	PANEL HEIGHT	NUMBER OF BRACKETS PER PANEL	For square posts (center or end) with straight panels or 90 degree angles. If the panel is cut on one side, put 2 telescopic brackets per panel, without C-GSAXX on the cut side. If the panel is cut on both sides, put 4 telescopic brackets on the panel and no C-GSAXX. Order bolts and nuts accordingly (Pre-galvanized & painted)
				4' H	2 or 4	
				6' H	2 or 4	

For colors other than black, all parts are polyester powder coated except for the bolts, screws & nuts.

# BRACKETS SYSTEMS FOR OMEGA 10 AND 20

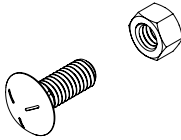
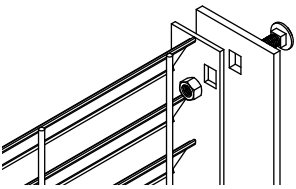
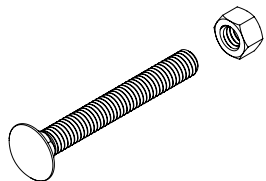
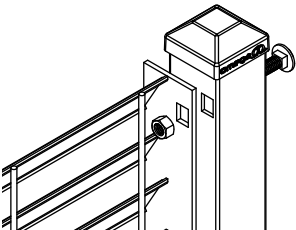
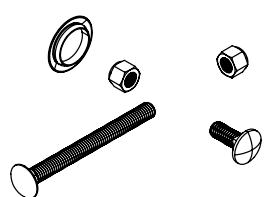
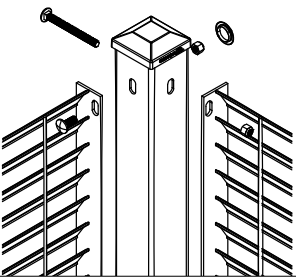
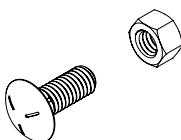
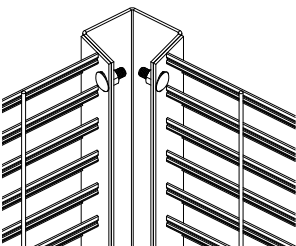
NAME	BRACKET IMAGE	INSTALLATION IMAGE	PRODUCT NUMBER	REQUIRED BRACKETS		COMMENTS
				PANEL HEIGHT	NUMBER OF BRACKETS PER PANEL	
Angle bracket (Kit)			C-GABKXX	4' H	2 or 4	For flat or square posts (center or end). If the panel is cut on one side, put 2 angle brackets per panel and no C-GSAXX on the cut (angled) side. If the panel is cut on both sides, place 4 angle brackets per panel, no C-GSAXX. (Pre-galvanized & painted)
				6' H	2 or 4	
				8' H	2 or 4	
Mid-panel telescopic tie (Kit)			C-GTBMKXX With tamper proof nuts C-GTBMTKXX	PANEL HEIGHT	NUMBER OF BOLTS PER POST	Use with the C-GTBXX telescopic tie in the middle of the panel.
				4' H	0	
				6' H	2	
				8' H	2	

For colors other than black, all parts are polyester powder coated except for the bolts, screws & nuts.

# BRACKETS SYSTEMS FOR OMEGA 80 AND 100



www.omegatwo.com 1 800 836-6342

NAME	BRACKET IMAGE	INSTALLATION IMAGE	PRODUCT NUMBER	REQUIRED BRACKETS		COMMENTS
				PANEL HEIGHT	NUMBER OF BOLTS PER POST	
Bolt & nut for flat posts (Kit)			C-PP3/8X1/4KXX	6.5' H	3	For flat posts (center or end) with standard panels in straight line. For special bent/angle post with standard angled panels, use 6 bolts. (Hot-dipped galvanized)
Bolt & nut for square posts (Kit)			C-PC3/8X2KXX For 2" post C-PC3/8X3KXX For 3", 4" and 6" posts	6.5' H	3	For square posts (center or end) with standard panels in straight line. (Hot-dipped galvanized)
Bolt & nut for corner square posts			C-PPLUG1BK(SR) + C-PP3/8X1/4KXX + C-PC3/8X3KXX (TAMPK) For 3" post C-PC3/8X4KXX (TAMPK) For 4" post C-PC3/8X6KXX (TAMPK) For 6" post	6.5' H	3	For corner square post with standard panels at a 90 degree angle.
Angled corner post			C-PP3/8X1/4KXX			Custom angled corner posts for angles other than 90 degrees.
Other options						For other options, contact us.

For colors other than black, all parts are polyester powder coated except for the bolts, screws & nuts.

